

Technical Data Sheet

Description:	Main Line Branch Terminal 25 mm ² – 5 pole (Al/Cu)
Construction:	Model C – all-side fingersafe, modular system
Item no. :	080150-x-3

Remarks: The product is compliant with the EC ROHS directives

Standards: IEC 60947-7-1, IEC 61238-1 (Class A)





Nominal Voltage: 1.000 V AC / 1.000 V DC

Nominal current: Cu 152 A (2x16mm²); 101 A (1x25mm²) as per IEC 60947-7-1
Al 100 A (1x25mm²)* as per IEC 61238-1 (Class A)

* Approved with Reko SFS 4880 (manufactured by Reka Cables Ltd)

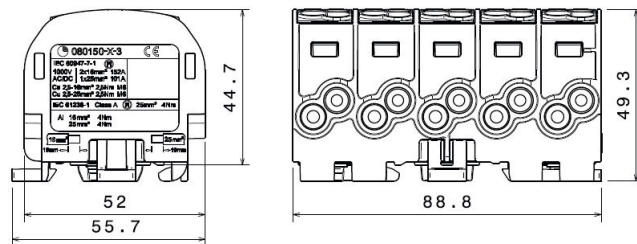
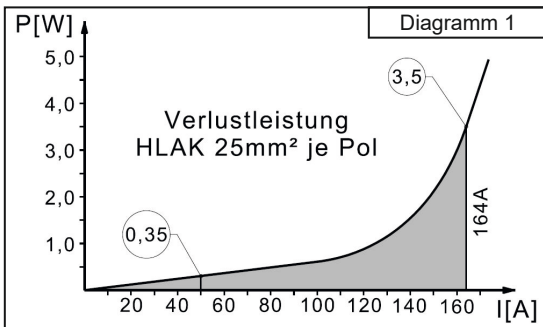
Power loss: Tested by SGS Fimko Ltd (FI) (see chart 1)

Terminal cross section: (per pole)	2 x 25 mm ² (round conductor)			2 x 16 mm ² (round conductor)		
		Cu	Al		Cu	Al
	25 mm ²		-		-	-
16 mm ²	2,5 Nm	2,5 Nm	4 Nm	2,5 Nm	-	4 Nm
10 mm ²	2,5 Nm	2,5 Nm	-	2,5 Nm	2,5 Nm	-
6 mm ²	2,5 Nm	2,5 Nm	-	2,5 Nm	2,5 Nm	-
4 mm ²	2,5 Nm	2,5 Nm	-	2,5 Nm	2,5 Nm	-
2,5 mm ²	2,5 Nm	2,5 Nm	-	2,5 Nm	2,5 Nm	-
1,5 mm ²	-	2,5 Nm	-	-	2,5 Nm	-
stripping length	19 mm			19 mm		
screw	M6 (+/- PZ2)			M6 (+/- PZ2)		

Materials: Terminal body: brass (CuZn39Pb2) 3-4µm Ni / 7-10µm Sn
Housing: PA 6 (Halogen-free)
Screws: steel Zn thick-film passivated

Flame resistance: Self-extinguishing

Mechanical data: Dimensions: width x height x depth (mm): 88,8 x 49,3 x 55,7



Design							
Basic housing colour – light grey RAL 7035							
Part no.	Design	Cover colour				PU	GTIN (EAN)
080150-0-3	5L G					1	4051589015035
080150-1-3	3L G / N / PE					1	4051589015134
080150-2-3	N / 3L G / PE					1	4051589015233
080150-3-3	PE / 3L G / N					1	4051589015332
080150-4-3	PE / N / 3L G					1	4051589015431
080150-5-3	PE / 3L BSG / N					1	4051589015530

Technical Data Sheet



15.01.2018

Description:	Main Line Branch Terminal 25 mm ² – 5 pole (Cu)
Construction:	Model C – all-side fingersafe, modular system
Item no. :	080150-x-4

Remarks: The product is compliant with the EC ROHS directives

Standards: VDE Certification as per DIN VDE 0603-2, EN 60947-7-1



Nominal Voltage: 1.000 V AC / 1.000 V DC

Nominal current: Cu 152 A (2x16mm²); 101 A (1x25mm²) as per IEC 60947-7-1

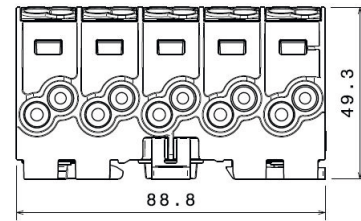
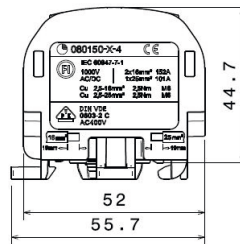
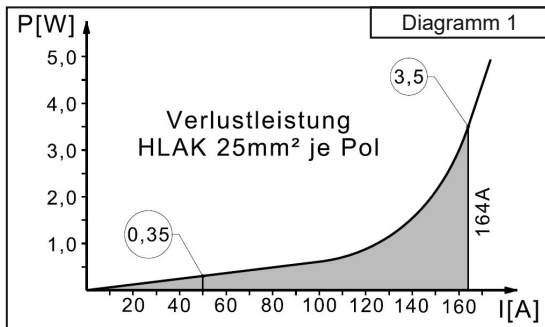
Power loss: Tested by SGS Fimko Ltd (FI) (see chart 1)

Terminal cross section: (per pole)	2 x 25 mm ² (round conductor)		2 x 16 mm ² (round conductor)	
	Cu		Cu	
25 mm ²	2,5 Nm	-	-	-
16 mm ²	2,5 Nm	2,5 Nm	2,5 Nm	-
10 mm ²	2,5 Nm	2,5 Nm	2,5 Nm	2,5 Nm
6 mm ²	2,5 Nm	2,5 Nm	2,5 Nm	2,5 Nm
4 mm ²	2,5 Nm	2,5 Nm	2,5 Nm	2,5 Nm
2,5 mm ²	2,5 Nm	2,5 Nm	2,5 Nm	2,5 Nm
1,5 mm ²	-	2,5 Nm	-	2,5 Nm
stripping length	19 mm		19 mm	
screw	M6 (+/- PZ2)		M6 (+/- PZ2)	

Materials:
 Terminal body: brass (CuZn39Pb2) bright
 Housing: PA 6 (Halogen-free)
 Screws: steel Zn thick-film passivated

Flame resistance: Self-extinguishing

Mechanical data: Dimensions: width x height x depth (mm): 88,8 x 49,3 x 55,7



Design							
Basic housing colour – light grey RAL 7035							
Part no.	Design	Cover colour				PU	GTIN (EAN)
080150-0-4	5L					1	4051589801508
080150-1-4	3L / N / PE					1	4051589801515
080150-2-4	N / 3L / PE					1	4051589801522
080150-3-4	PE / 3L / N					1	4051589801539
080150-4-4	PE / N / 3L					1	4051589801546
080150-5-4	PE / 3L "BSG" / N					1	4051589801553