

Instructions

Cautions:

1. Make sure the power stay on power "OFF" position before safe operation;
2. The installation operator must hold a qualified electrician certificate;
3. Check the lighting fixture and accessories before installation. If there is any damage in lamp body or glass ,please stop the installation.

Product Parameter:

Name: LED Recess Ceiling Spotlight

Dimension : $\varnothing 120$ mm x71

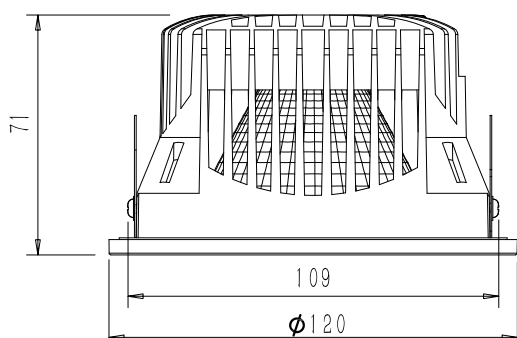
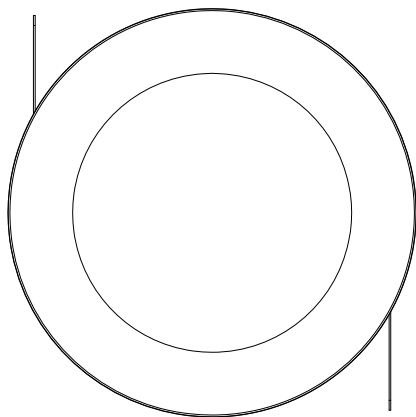
Cutter Size: $\varnothing 110$ mm

Input Voltage: AC220-240V 50/60HZ

Power MAX. :20W

Driver : Outside Driver

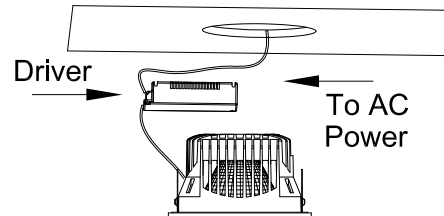
Material : Aluminium alloy Body
High Purity Aluminium Reflector



Intallation Step:

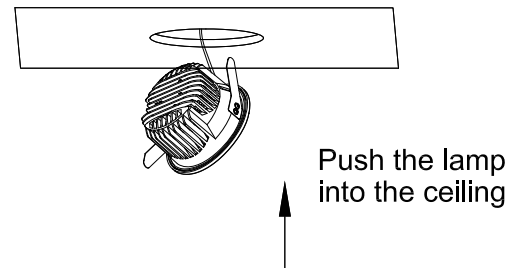
First :Cutting a $\varnothing 110$ mm hole on the ceiling

1.



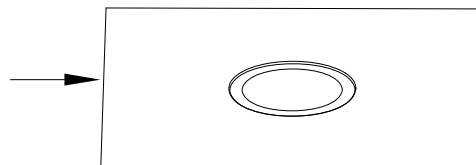
Second:Connect the Lamp with AC Power and Push the lamp into the ceiling

2.



Third :Installation Complete

3.



Disassemble Step:

First: Catch and hold the lamp and pull it out

1.

