

# Instructions

## Cautions:

1. Make sure the power stay on power "OFF" position before safe operation;
2. The installation operator must hold a qualified electrician certificate;
3. Check the lighting fixture and accessories before installation. If there is any damage in lamp body or glass ,please stop the installation.

## Product Parameter:

Name: LED Recess Ceiling Spotlight Dimension : Ø168 mm x144mm

Cutter Size: Ø155 mm

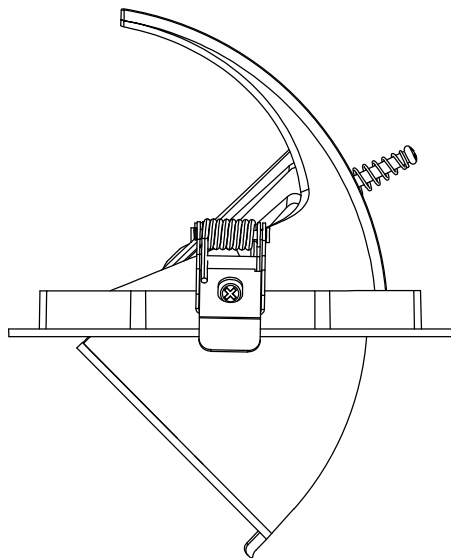
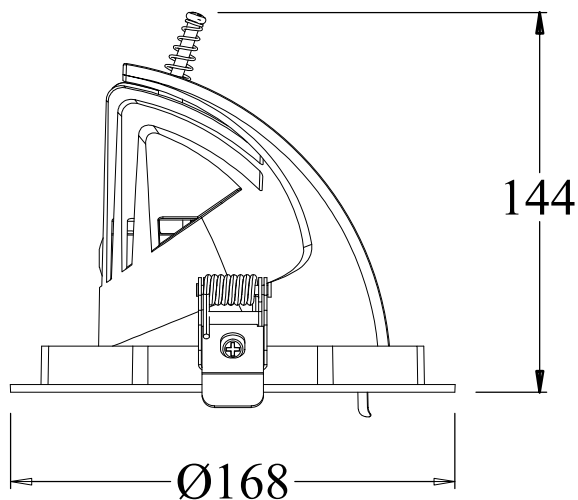
Input Voltage: AC220-240V 50/60HZ

Power MAX. :30W

Driver : Outside Driver

Material : Aluminium alloy Body

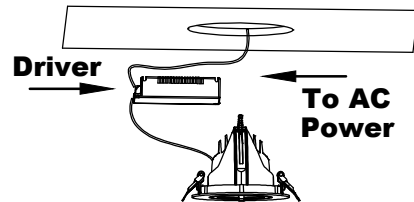
High Purity Aluminium Reflector



## Intallation Step:

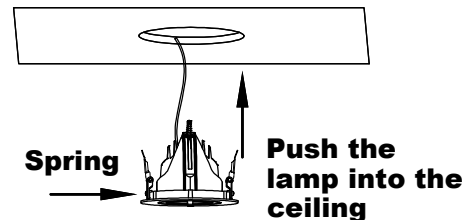
**First :Cutting a Ø 155mm hole on the ceiling**

1.



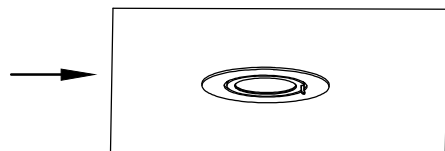
**Second:Connect the Lamp with AC Power and Push the lamp into the ceiling**

2.



**Third :Installation Complete**

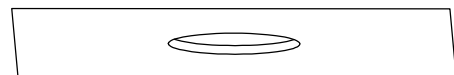
3.



## Disassemble Step:

**First: Catch and hold the lamp and pull it out**

1.



**Catch and hold the lamp and pull it out**

